



find your space

Stunning Garden Rooms: Design | Build | Install







# your space : your lifestyle

A place to : work | chill | party | relax | energise | entertain

A Hargreaves Garden Room opens up a whole new world of options and transforms the way you use your garden (and home). It brings a new dimension to your life with a level of quality and comfort of living space that is usable 365 days a year.

Imagine what an outdoor garden space can offer you? A place to work, train, entertain or just a place to sit back, relax and get away from it all.

A garden room is an ideal solution where indoor space may be at a premium. You may have a growing family and need some more space, alternatively you may be embarking on a new venture and need an office, or perhaps you just enjoy being much closer to nature.

Whatever the reason, a garden room provides that extra living space but without the hassle (and expense) of moving, or very disruptive refurbishment.



# meticulously built

**Roof:** Built to under 2.5m as standard to avoid planning permission issues, but higher builds and or apex roofs are also available

**Roof:** Constructed with an EPDM membrane with a 20 year warranty

**Windows/Doors:** Available in UPVC or aluminium. A-Rated double glazing complying to BS EN1279-2 of British Standards

**External lighting:** Chrome down lights or up/down spot lights are fitted as standard

**Walls:** Double layered insulation to avoid cold spots and maintain year round use

**Internally plastered:** For a high quality finish

**Choice of Cladding:** Quality wood finishes & render for a chic, long lasting appearance

**Security:** Multi point locking system on both doors and windows, with insurance grade handles and locks

**Internal Lighting:** Chrome down lights or panel lights are fitted as standard

**Electrics:** Professionally wired chrome double sockets and USB port is fitted with optional CAT 6 cable or TP link also available

**Decking:** Optional decking extensions

Key features of a Hargreaves Garden Room.

Every detail is carefully thought through for form, function and beauty.

t: 0800 074 1283  
[www.hgspaces.co.uk](http://www.hgspaces.co.uk)  
[info@hgspaces.co.uk](mailto:info@hgspaces.co.uk)

# 4 styles : exceptional finish as standard

**Distinctive contemporary styles : Combining elegant lines, beautiful curves & sleek finishes.**

Our 4 styles are identified by their key design features, (see opposite). Each style comes with a host of standard features that can be easily tailored to your exact requirements. Choose a configuration of doors, windows, electrical sockets, lights and external finishes to make your space as individual as you.

## Included as standard

- ☐ Choice of UPVC or aluminium windows and doors
- ☐ Sliding patio, French or Bi-folding doors
- ☐ Opening or fixed windows
- ☐ Plastered wall and ceiling
- ☐ Choice of internal and external lighting
- ☐ At least 3 double chrome sockets, one with USB ports
- ☐ Wall mounted panel heater
- ☐ A choice of flooring options
- ☐ British Western Red Cedar cladding
- ☐ Electrical connection to mains
- ☐ Rear guttering, down pipe and slim line water butt

## Internal Upgrades

- ☐ Fitted blinds
- ☐ Ethernet connection or home plug
- ☐ Acoustic pack
- ☐ Internal painting
- ☐ Oak veneer skirting boards
- ☐ Air conditioning
- ☐ Under floor heating
- ☐ Partition walls and internal doors
- ☐ Kitchens and bathrooms

## External Upgrades

- ☐ Outside electric socket
- ☐ Imported Western Red Cedar cladding (Canadian)
- ☐ Red Grandis cladding (South American)
- ☐ Decking
- ☐ Patio
- ☐ Attached gazebo
- ☐ Mains water and waste connection
- ☐ Skylight



Our external cladding has a 40+ year life span with little need for treatment yet still provides a beautiful finish, year after year.



*Squeeze a quick gym session into your busy schedule }*

Return home from work  
Open back door  
Walk to garden gym  
Start working out  
Job done!





# it all starts with a dream

We help create your perfect garden room: Designed with beauty and function as standard.

Your garden room can be designed to any shape, size and configuration of the internal space. Our experienced designers take on board your 'wish list' of requirements and plan the garden room from top to bottom to make sure it's exactly how you want it.

As well as the general design, we'll also advise and take into consideration any planning issues\* that may be required.

Utilities such as electric, internet & water are all taken care of by our experienced team. We'll also advise on the buildings location and orientation within your garden for maximum effectiveness.



**\*Local Planning:** A garden room doesn't normally require planning consent. However, there are always occasions where it may be required. In these occasions we'll be able to provide professional advice.



*Get away from it all this summer!* }

Wake up  
Open back door  
Walk to garden chill room  
Sit back and relax  
Job done!





# STYLE: balmoral

**Key feature:**  
Overhanging roof canopy  
for added rain protection



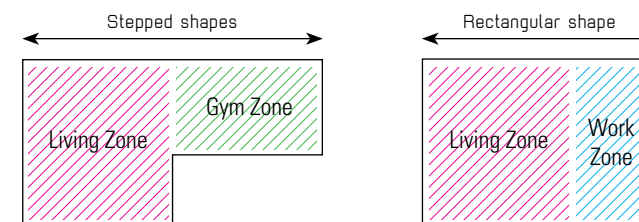
**Integrated Lighting:**  
The Balmoral canopy  
allows for integrated  
external lighting



The Balmoral can be identified by its trademark cantilevered roof canopy which extends beyond the external walls. As well as providing a solid visual 'lid' to the building it also provides a practical solution for integrating the external lighting which is inset into the underside of the canopy and floods the building exterior with attractive lighting.

## Configure your zones

Use the shape of your garden room or placement of windows and doors to create distinctive zones for different tasks and uses.



PLAN ELEVATIONS



# STYLE: kensington



**Key feature:**  
Sleek flush lines are the hallmark of cool urban chic



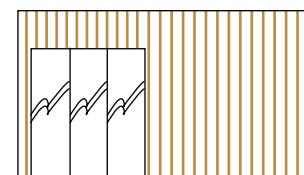
**Mixed Materials:**  
All buildings can have a mix of wood cladding and smooth render

The Kensington is the epitome of urban chic. The clean modern lines create a building of purity and class. Windows and doors are set down to the floor for a seamless transition between the garden room and the outside, bringing you closer to nature.

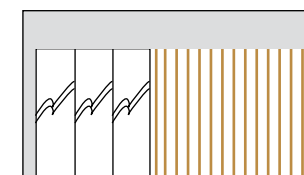
## Configure your external finishes

Mix and match cladding and render or opt for all wooden cladding - The choice is yours...

All wooden cladding



Mix of cladding & render



PLAN ELEVATIONS



# STYLE: sandringham



**Key feature:** The curved profile softens the look of the garden room as well as making a strong design statement

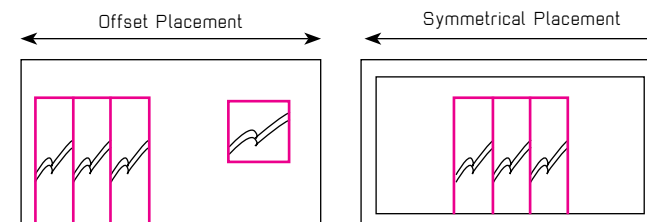


**Let the light flood in:** Wide glazed apertures maximises light and creates easy access

Curves, beautiful curves! The Sandringham curved profile make a clear design statement in your garden. As well as adding visual interest, the curved profile creates a softer looking appearance, helping to blend the garden room more sympathetically into its surroundings. The large glazed area in the above example also shows how attractive and inviting a garden room can be.

## Configure your windows and doors

The placement of windows and doors is totally flexible whatever model of garden room you select. For the doors you can opt for sliding or Bi-folding.



FRONT ELEVATIONS



# STYLE: Windsor

**Key Feature:**  
An integrated deck area  
is elegantly simple and  
extremely practical

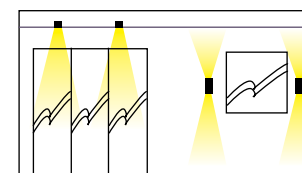
**↑ Recessed external  
lights:** Floods the  
surfaces and outdoor  
space with light

The Windsor is a pure architectural gem standing confidently in your garden. Its recessed feature singles it out from the crowd creating a beautiful yet practical deck area. The depth of this 'deck area' can be varied depending on how much space you'd like, whether it's for garden furniture or a space big enough for dining.

## Configure your features

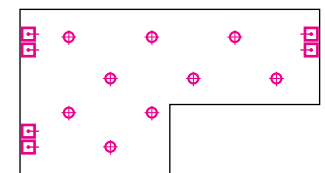
Options for external down lights or wall lights brings practical lighting to the exteriors, whilst internally you can specify fittings for wi-fi, TV points, water, internet, etc.

External Lighting



FRONT ELEVATION

Utilities



PLAN ELEVATION

# creating your dream space

From foundations to finishing touches : we take care of the whole process from start to finish.

A Hargreaves garden room is built with a lot of love, care and attention to detail. Each building is usable 365 days a year (whatever the weather) thanks to our integrated insulation and damp retention systems.

## Foundation

Each garden room needs to sit on a 100mm concrete base or a drilled pile foundation system. You can choose to arrange this yourself or we can do it for you.

## Structure

Built using 3x2 structural timber and 11mm oriented strand board (OSB), then wrapped in vent 3 100% breathable and waterproof membrane, allowing the building to breathe but remain dry.

## Interior

Lined with 50mm plus-therm poly insulation then covered with insulated plasterboard, skimmed plaster finish and a choice of 4 laminate flooring options.

## Exterior

25mm x 50mm building laths are used to secure your choice of cladding. Render, British Western Red Cedar, Red Grandis or Imported Western Red Cedar is used to complete your new garden space.

## Windows & doors


Choose between aluminium or UPVC. We supply sliding patio, French and Bi-folding doors to suit your exact budget. All our windows and doors include a multi-point locking system to ensure high security.



Double wall external cross section



Double wall internal cross section



## Roof

Using 5x2 C16 structural timber and 18mm oriented strand board (OSB). Then covered in an EPDM rubber roof membrane with a manufacturers warranty of 20 years, ensures peace of mind.



# the finishing touches

## Make your garden room your own

The quality of finish and attention to detail extends to both internal and external areas. You won't find any unsightly joins or gaps, just quality joinery and fittings that stand the test of time.



Red grandis

Imported western red cedar

British western red cedar

Render finish

### Electrical & lighting

Our inclusive pack consists of 3 double sockets (1 with USB Port) and 6 LED down lights (in chrome finish) dependent upon the size of garden room. This is then connected to a discreet wall mounted consumer unit with mains connection available upon site survey.

### Optional extras

Additional interior and exterior lighting, security systems, extra sockets, internet connection, USB ports, heating and cooling systems, decking surround, under floor heating, integrated blinds, WC, wet rooms, the possibilities are endless.

# the process : from start to finish

## Taking you through all the stages

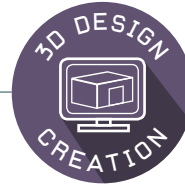
As standard, each of our garden room buildings come with all the essentials needed to get you settled in right away. All that would be required is an electrical connection to your home which we can quote for during a site survey. To tailor your garden room to suit your needs you can choose the positioning of options such as doors, windows, electrical sockets, lights & much more.



### FREE Consultation

Commissioning a garden room can be a daunting prospect. It may have to fulfil many demands and requirements. That's why we always start the process with a detailed 1-2-1 consultancy.

We get to understand you, what you hope to get from the building and how you envisage it fitting in with your life. Only once we understand what you want can we move onto the next phase; **The initial design...**



### The Design

Taking your wish list we then start to design and quote your dream garden room. Using our 3D computer package we create the designs and incorporate any customisation so that your garden room meets your specification.



### FREE Site Survey

We will carry out a free, no obligation site survey to ensure your plot is suitable and what you want from your garden space is achievable.

We will explain how our garden buildings are constructed, how it will impact on your garden, measure your garden space, assess the access to your plot and any planning issues.

Once we have all this information do we then move onto **the final design & quotation phase...**

t: 0800 074 1283  
www.hgspaces.co.uk  
info@hgspaces.co.uk



*Go to an exciting party venue!*



Invite friends  
Fill garden party room with food & drink  
Switch on party lights & music  
Entertain  
Enjoy!





### Final Design & Quotation

Now we have seen your garden we can factor into the design any changes which may be needed or any upgrades which you may require.



### Book an installation date

Once the design and quotation is approved you can secure an installation date with us. We will then submit an agreement for you to sign and return.



### Post build care

Although all of our cladding types have a life expectancy of 40+ years, you may choose to oil the British and Imported Western Red Cedar, which can fade in colour over time.

An ongoing maintenance package is also available.



### Payments & Scheduling

Once you decide on your installation date and have signed the agreement we ask for a 50% payment 6 weeks before the start date, followed by 25% on the first day of the build and the final 25 % on the last day of the build.

## our other products and services...



**Bespoke Gazebos**



**Artificial Grass and  
Landscaping**



**Aluminium and UPVC  
Bi-folding doors**



**Spa Crest American  
Hot Tubs**

HG Spaces,  
6 Sunhurst Drive,  
Oakworth, Keighley,  
West Yorkshire,  
BD22 7RG

t: 0800 074 1283  
[www.hgspaces.co.uk](http://www.hgspaces.co.uk)  
[info@hgspaces.co.uk](mailto:info@hgspaces.co.uk)